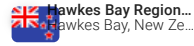





APR 12 2023



4x50m Freestyle Mixe... Final

2023 Apollo Projects NZ Age Group Swimming Championsh...

Points Swimmers Files Scoreboard

Session 1 Wed 09:10 AM	Session 2 Wed LIVE	Session 3 Thu 09:10 AM	Session 4 Thu 05:40 PM	Session 5 Fri 09:10 AM	Session 6 Fri 05:40 PM	Session 7 Sat 09:10 AM	Session 8 Sat 05:40 PM
-----------------------------	--------------------------------	-----------------------------	-----------------------------	-----------------------------	-----------------------------	-----------------------------	-----------------------------

Session 2 | Wednesday 05:40 PM




















1	05:40 PM	400m Freestyle Women Fi...
2	06:15 PM	100m Butterfly Men Final
3	06:30 PM	100m Butterfly Women Final
4	06:46 PM	100m Breaststroke Men Fi...
101	07:03 PM	100m Breaststroke Men M...
102	07:09 PM	100m Breaststroke Wome...
5	07:39 PM	200m Individual Medley W...
6	08:02 PM	50m Backstroke Men Final
7	08:16 PM	50m Backstroke Women Fi...
8	08:30 PM	800m Freestyle Men Final 2
9	08:42 PM	4x50m Freestyle Mixed Fin...
90	08:52 PM	4x50m Freestyle Mixed 16 ...

90 **4x50m Freestyle Mixed 16 & Over Final** Official


Entries Heats

Total

Rank	Competitor	Age	Club	RT	FINA	Result
1	Coast Swim...	18	Coast Swim...	+0.64		1:40.63 Entry: 1:43.50 (- 2.87)
	Jasper Cornish	16	(+0.64)	23.54	23.54	
	Larn Hamblyn-Ough	17	(+0.39)	24.86	48.40	
	Zoe Pedersen	16	(+0.57)	25.29	1:13.69	
	Lily Humphreys	16	(+0.44)	26.94	1:40.63	
2	Jasi Swim C...	18	Jasi Swim C...	+0.67		1:41.83 Entry: 1:45.13 (- 3.30)
	Hugo Wrathall	18	(+0.67)	24.02	24.02	
	Charlotte Parmenter	15	(+0.46)	26.74	50.76	
	Maddy Horton	17	(+0.40)	27.33	1:18.09	
	Bryn Drummond	17	(+0.10)	23.74	1:41.83	
3	TBSS Centr...	18	TBSS Centra...	+0.66		1:41.97 Entry: 1:43.02 (- 1.05)
	Liam France	16	(+0.66)	25.79	25.79	
	Amelia Bray	16	(+6.02)	26.25	52.04	
	Liv Peebles	17	(+0.26)	26.77	1:18.81	
	Harrison Klouwens	17	(+0.30)	23.16	1:41.97	
4	North Shore...	18	North Shore ...	+4.29		1:42.78 Entry: 1:43.03 (- 0.25)
	Hunter Dobson	17	(+4.29)	24.78	24.78	
	Ryan Quinn	18	(+0.18)	23.76	48.54	
	Melissa Cowen	18	(+0.34)	28.02	1:16.56	
	Summer Osborne	17	(+0.21)	26.22	1:42.78	
5	United Swi...	18	United Swim...	+0.67		1:43.38 Entry: 1:44.62 (- 1.24)
	Jackson Kennard	17	(+0.67)	25.03	25.03	
	Alexandra Campion	16	(+3.34)	27.44	52.47	
	Eva Allan	17	(+0.40)	26.66	1:19.13	
	Johnson Li	18	(+0.26)	24.25	1:43.38	
6	Tasman Swi...	18	Tasman Swi...	+0.75		1:44.33 Entry: 1:45.80 (- 1.47)
	Joel Verran	17	(+0.75)	25.62	25.62	
	Lono Kalani	14	(+0.41)	26.42	52.04	
	Brooke Swan	16	(+0.38)	27.94	1:19.98	
	William Seymour	16	(+0.40)	24.35	1:44.33	
7	Aquabladz ...	18	Aquabladz ...	+0.70		1:44.45
	Oscar Rust	17	(+0.70)	25.27	25.27	
	Bella Wansbrough	16	(+0.27)	27.02	52.29	
	Tara Shotter	17	(+0.24)	26.99	1:19.28	
	Daniel Callebaut	16	(+0.16)	25.17	1:44.45	

8	 Tawa Swim...	18	Tawa Swim... +0.64	
	Hara Hughes		17 (+0.64) 24.74	24.74
	Ollie Robinson		15 (+0.60) 25.44	50.18
	Charlotte Gibbs		17 (+0.63) 27.92	1:18.10
	Annika Yeldon		17 (+0.30) 27.25	1:45.35
9	 Pirates Swi...	18	Pirates Swim... +0.73	1:45.47
	Sean O'Connor-Close		18 (+0.73) 25.76	25.76
	Kate Hurley		15 (+0.58) 27.99	53.75
	Georgina Bell		17 (+0.40) 27.08	1:20.83
	Ethan Buchanan		17 (+0.11) 24.64	1:45.47
10	 Pukekohe S...	18	Pukekohe S... +0.68	1:45.51 Entry: 1:48.13 (- 2.62)
	Luke O'Connor		17 (+0.68) 23.91	23.91
	Armani Tohaia		17 (+4.00) 28.67	52.58
	Ryan Elliott		16 (+0.33) 24.10	1:16.68
	Emma Wallace		17 (+0.64) 28.83	1:45.51
11	 Howick Paku...	18	Howick Paku... +0.63	1:45.75 Entry: 1:47.83 (- 2.08)
	Danielle Asiata		16 (+0.63) 27.34	27.34
	Olivia Sweetman		17 (+5.28) 28.41	55.75
	Eric Yang		15 (+0.51) 25.66	1:21.41
	Daniel Cieplinski		18 (-0.03) 24.34	1:45.75
12	 Aquagym S...	18	 Aquagym S... +0.66	1:45.76 Entry: 1:47.55 (- 1.79)
	Jordan Astley		17 (+0.66) 25.37	25.37
	Grace Henderson		16 (+0.24) 29.07	54.44
	Lucy Ellis		16 (+0.20) 27.79	1:22.23
	Ollie Lutton		18 (+0.16) 23.53	1:45.76
13	 United Swi...	18	United Swim... +0.70	1:45.93 Entry: 1:48.18 (- 2.25)
	James Crosbie		16 (+0.70) 24.69	24.69
	Isabella Campion		18 (+0.36) 27.72	52.41
	Isabelle Gibson		16 (+0.43) 28.27	1:20.68
	Chris Jiang		17 (+0.21) 25.25	1:45.93
14	 Phoenix Aq...	18	 Phoenix Aqu... +3.26	1:46.69 Entry: 1:42.78 (+ 3.91)
	Brandon Holder		16 (+3.26) 25.27	25.27
	Rebecca Wilkins		18 (+0.04) 27.69	52.96
	Matthew Zheng		16 (+0.33) 25.00	1:17.96
	Doyoun Kim		17 (+0.20) 28.73	1:46.69
15	 Jasi Swim C...	18	 Jasi Swim C... +0.72	1:47.84 Entry: 1:50.95 (- 3.11)
	Hunter Butler		18 (+0.72) 25.31	25.31
	Josiane Hill		18 (+5.97) 27.96	53.27
	Izzy Parmenter		17 (+0.36) 28.47	1:21.74
	Hamish Inwood		15 (+0.44) 26.10	1:47.84
15	 Nga Tai Tua...	18	 Nga Tai Tuat... +0.73	1:47.84 Entry: 1:47.76 (+ 0.08)
	Thomas White		17 (+0.73) 25.92	25.92
	Jayden Dickison		14 (+0.17) 27.16	53.08
	Brooke Miles		18 (+0.23) 26.89	1:19.97
	Neve Tassicker		17 (+0.21) 27.87	1:47.84
17	 Mt Maunga...	18	Mt Maungan... +0.73	1:48.14
	Talitha McEwan		17 (+0.73) 27.78	27.78
	Braith Swanberg		16 (+0.14) 25.41	53.19
	Keira Allott		18 (+0.48) 27.87	1:21.06
	Flyn Beattie		14 (+0.48) 27.08	1:48.14
18	 Selwyn Swi...	18	 Selwyn Swi... +0.69	1:53.80
	Flynn Grace		15 (+0.69) 28.12	28.12
	Benjamin Smith		18 (+0.20) 27.61	55.73
	Holly Smith		16 (+0.31) 29.59	1:25.32
	Chloe Newbigging		18 (-0.08) 28.48	1:53.80
19	 Mt Maunga...	18	Mt Maungan... +0.77	1:55.20
	Kasha Stokes		18 (+0.77) 28.65	28.65
	Charlie Shivnan		14 (+0.39) 27.95	56.60
	Zaniqua Pratt-Smith		15 (+0.22) 28.87	1:25.47
	Sheldon Hogan		13 (+0.46) 29.73	1:55.20
20	 Tasman Swi...	18	 Tasman Swi... +0.72	1:56.84 Entry: 1:57.48 (- 0.64)
	Alexandra Marshall		16 (+0.72) 30.08	30.08

Madeline Seymour	15	(+0.48)	29.86	59.94
Lucas Bell	13	(+0.43)	28.57	1:28.51
Samantha Wilson	17	(+0.36)	28.33	1:56.84

0	 St Paul's Sw...	18	St Paul's Swi...	+0.64	DSQ
	Oliver Mouat	16	(+0.64)	25.42	25.42
	Liam Woods	16	(+0.25)	25.94	51.36
	Amelie Austin	16	(+0.25)	28.05	1:19.41
	Sophie Perry	17	(+0.03)	27.25	1:46.66